

KOBELCO

SK17SR-3E

SK17SR



Complies with the EU Stage V
exhaust emission regulation

Built for Perfectionists

COMPACT YET TOUGH MINI



JAPANESE QUALITY

Mini excavators are widely used on sites where space is restricted, such as in residential areas and industrial premises. Users want big power in a small machine, stability in operation, and rugged construction and durability to reduce downtime. The SK17SR combines a compact design with wide digging reach for efficient performance, excellent maneuverability, and tough durability to ensure an extended working life.

Compact yet Big Performance

Short Tail Swing

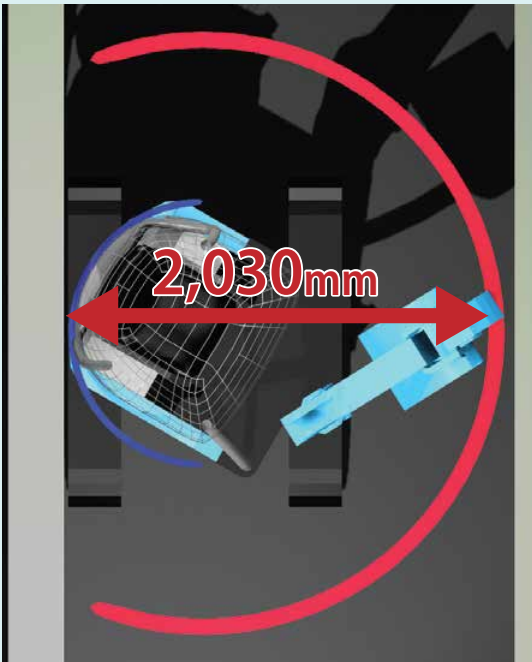
The combination of side-ditch digging function and short tail radius makes it easy to dig next to walls with a compact operating footprint.

Tail overhang: **95mm (Cab)**
0mm (Canopy)



Requires about 2.0 m of Working Space

With a 180° working radius of just 2,030 mm, SK17SR only needs of space to dig, swing, and load continuously.



Figures show the value of canopy with long arm (1.2 m).

Retractable Crawlers

The crawlers can be easily extended and retracted by operating a simple lever. Capable of passing through spaces as narrow as 1 m wide, the SK17SR can be used on a wide variety of urban and industrial site.

Retracted: **990mm**

Extended: **1,320mm**



Easy Extended/Retracted Blade

Dozer blade with pin-type hinge can be easily extended/retracted.

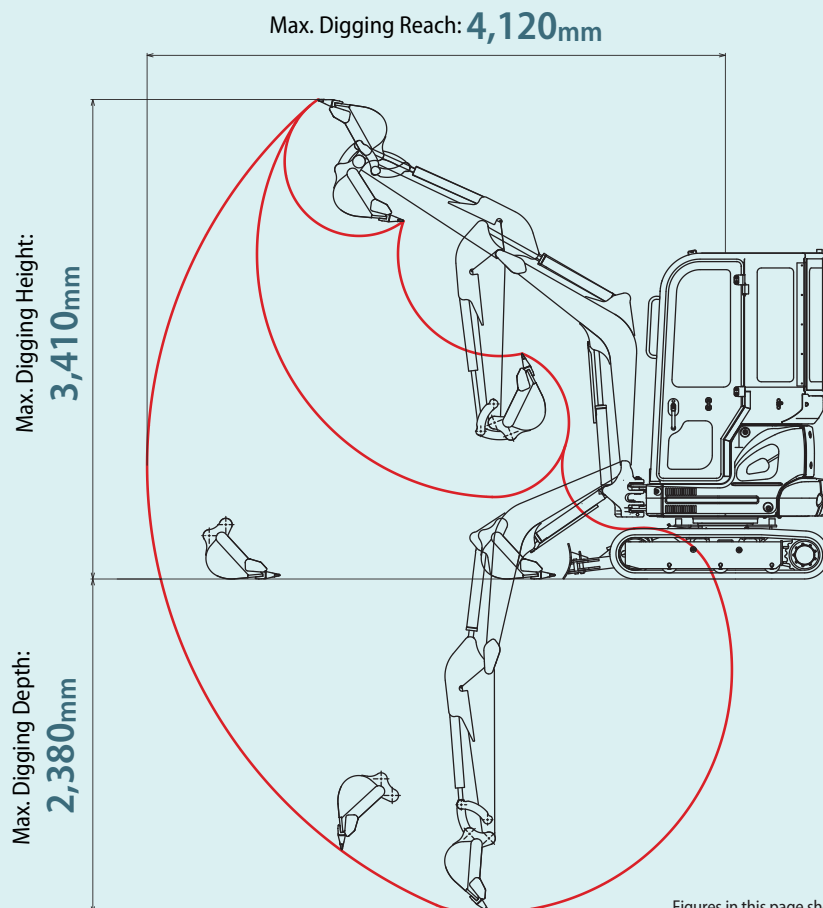


Photos show the dozer blade of SK10SR.

Great Performance in Tight Places

Wide Working Range

The SK17SR has plenty of working ranges.



Figures in this page show the value of cab with long arm (1.2 m).

Boom Swing Angle

The boom swing angles of 65 degrees to the left and 55 degrees to the right for optimized performance when digging pipeline ditches and side walls.

Reliable Swing Power, Faster Working Speeds

Boosted swing power and a top-class swing speed deliver shorter cycle times.

Swing Speed: **8.6min⁻¹**

Powerful Digging

For more efficient work performance.

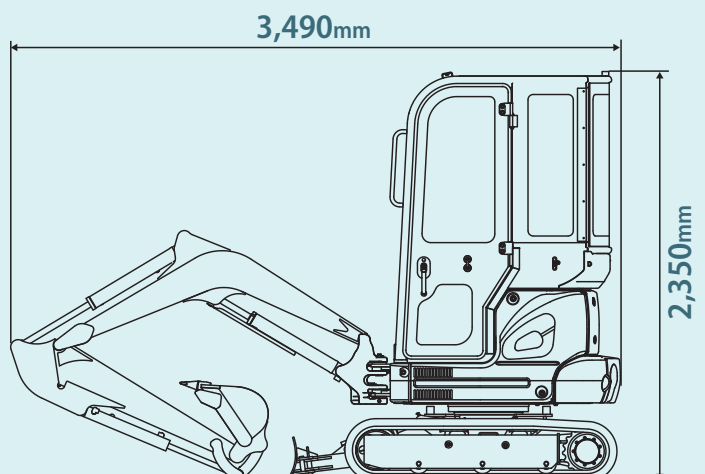
Max. Arm Crowding Force: **8.7kN**

Max. Bucket Digging Force: **15.2kN**

Easy Transportability

The SK17SR is easily transported on a 2.0-ton truck with plenty of room to spare for the simultaneous transport of a bucket or other attachment.

Operating mass: **1,910kg**



Reliable Construction

Superior Durability

SK17SR has the durability needed in a machine that works in tight spaces.



Forged boom top

Forged steel boom top, where it connects to the arm, resists distortion.



Boom cylinder guard

The cylinder guard is fitted as standard for boom cylinder.



Joint type dozer hoses

Joint dozer hoses for easy replacement.



Hydraulic hosing

The hydraulic hosing is housed inside the swing bracket.



Easy Maintenance

Easier maintenance, with a fully-opening engine hood and equipment that requires the most frequent checks positioned to be readily visible.

Easy Access to Component Inside the Cab



Two-piece floor mats for easy washing



Oil level gauge

Easy Access to Engine Compartment (Rear)



Reservoir tank



Water separator



Fuel filter



Air cleaner



Engine oil filter



Fuel tank



Long-Interval Refilling

The large capacity fuel tank enables continuous operation.

Fuel tank: **22L**

Long-Interval Maintenance

Long-life hydraulic oil reduces cost and labor.

Long-life
hydraulic oil:
5,000
hours

Hydraulic Oil Filter

Replacement
cycle:
1,000
hours

Comfortable Work Environment

Wide Floor Space

Broader floor space gives operators plenty of foot room. Wide operational space is provided with more room between the left and right control consoles.



Suspension Seat

A GRAMMER* seat is installed as standard equipment, which achieves excellent shock absorption and superior ride comfort.

*GRAMMER is trademark of GRAMMER AG, registered in Germany and other countries.

Rear View Camera System

Our high-resolution rear side cameras and large display allows the operator to aware jobsite safety.



Sun Screen

Sun screen with two step adjustment to support operator sight.



LED Work Light

The work light provides a clear view during nighttime operations.



Emergency Escape Hammer



Easy Access to Control Panel and Levers



Layout of right side console & cluster + LED backlight



Hour meter



12 V outlet



Free switch spots at left side console



Proportional hand control lever for N&B piping (option)

Precise proportional controls are integrated into the joystick for ease of operation.



Room light



Wrist rest

Travel Pedal

The travel pedal simplifies simultaneous operations while the machine is traveling.



Opening/Closing Front Window

The front window features gas damper cylinders for smooth and easy opening and closing.



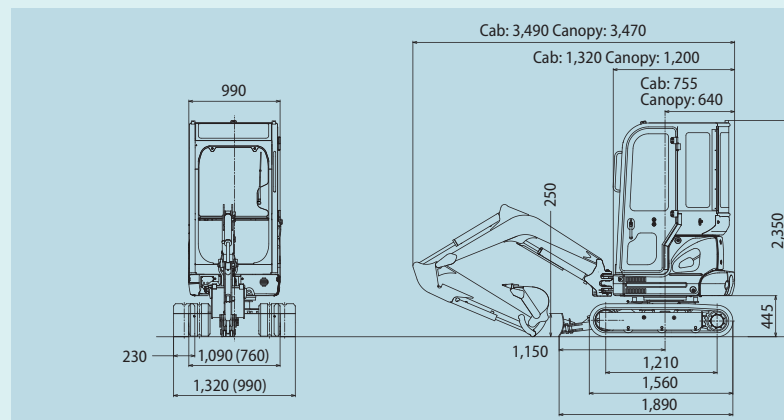
SPECIFICATIONS

GENERAL				
MODEL			SK17SR	
Type			SK17SR-3E	
Crawler Shoe			Rubber	Steel
Operating Mass	Cab	kg	1,910	1,960
	Canopy	kg	1,780	1,830
Bucket Capacity (35 kg)		m ³	0.044	
Bucket Width (with side cutter)		mm	450	
Bucket Digging Force		kN	15.2	
Arm Crowding Force		kN	8.7	
ENGINE				
Model		YANMAR 3TNV70-SYB		
Type		Vertical, 4-cycle water-cooled diesel engine		
Power Output	(ISO 9249)	kW/min ⁻¹	9.9/2,200 (with FAN)	
	(ISO 14396)	kW/min ⁻¹	10.4/2,200 (without FAN)	
Max. Torque	(ISO 9249)	kW/min ⁻¹	47.5/1,600 (with FAN)	
Displacement		L	0.854	
Fuel Tank		L	22	
HYDRAULIC SYSTEM				
Pump		Tandem variable displacement piston pumps		
Max. Discharge Flow		L/min	2 x 16.3, 11.4	
Relief Valve Setting		MPa	21.6	
Hydraulic Oil Tank (system)		L	9.0 (23)	
TRAVEL SYSTEM				
Travel Motors		Variable displacement piston motor		
Parking Brake		Hydraulic		
Travel Speed (high/low)		km/h	4.0/2.0	3.8/1.9
Gradeability		% (degree)	58 (30)	
Rated Drawbar Pull	(SAE J 1309)	kN	19.8	21.1
CRAWLER				
Shoe Width		mm	230	
Ground Pressure	Cab	kPa	30.7	30.6
	Canopy	kPa	28.5	28.5
DOZER BLADE				
Width x Height		mm	990/1,320 x 250	
SWING SYSTEM				
Swing Motor		One fixed displacement piston motor		
Parking Brake		Fixed with pin		
Swing Speed		min ⁻¹	8.6	
Maximum Swing Gradient**		% (degree)	17 (10)	

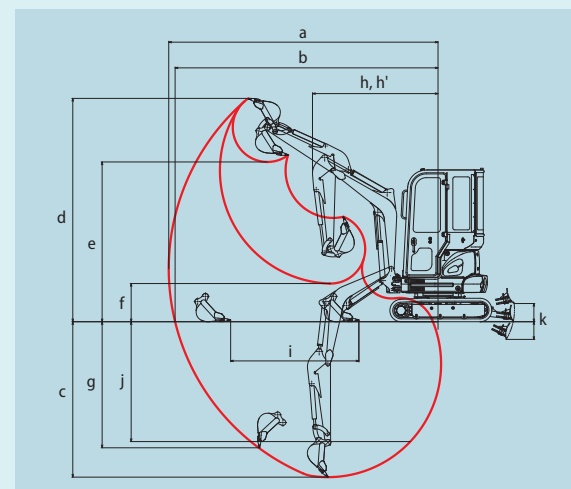
*Figures in above table show the value with long arm (1.2 m) specs

**Value for the least favourable specification

GENERAL DIMENSIONS



WORKING RANGES



Standard Arm

Unit: mm

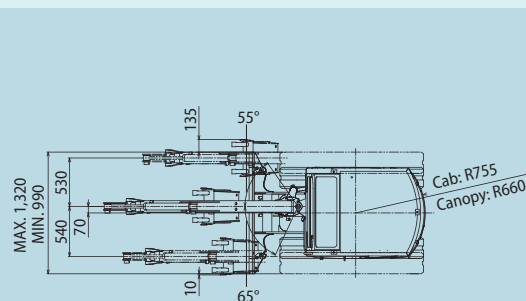
MODEL	SK17SR	
	Cab	Canopy
Arm length	0.98 m	
a- Max. digging reach	3,890	
b- Max. digging reach at ground level	3,790	
c- Max. digging depth	2,150	
d- Max. digging height	3,240	3,680
e- Max. dumping clearance	2,280	2,650
f- Min. dumping clearance	800	1,000
g- Max. vertical wall digging depth	1,660	
h- Min. swing radius at boom straight	1,890	1,560
h'- Min. swing radius at boom swing	1,600	1,260
i- Horizontal digging stroke at ground level	1,700	
j- Digging depth for 2.4 m (8') flat bottom	1,510	
k- Dozer blade (height/depth)	280/270	

Long Arm

Unit: mm

MODEL	SK17SR	
	Cab	Canopy
Arm length	1.20 m	
a- Max. digging reach	4,120	
b- Max. digging reach at ground level	4,020	
c- Max. digging depth	2,380	
d- Max. digging height	3,410	3,880
e- Max. dumping clearance	2,440	2,850
f- Min. dumping clearance	590	810
g- Max. vertical wall digging depth	1,920	
h- Min. swing radius at boom straight	1,920	1,680
h'- Min. swing radius at boom swing	1,630	1,370
i- Horizontal digging stroke at ground level	1,960	
j- Digging depth for 2.4 m (8') flat bottom	1,830	
k- Dozer blade (height/depth)	280/270	

Unit: mm



*Figures in () show the value at crawler retracted

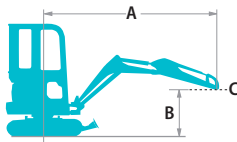
Note: Figures show the value of cab specs with long arm (1.2 m)

OPTIONAL EQUIPMENT

- N&B (PHC*) piping
- Additional counterweight (+80kg)**
- Steel shoe
- 0.98m arm
- Travel alarm

*Proportional Hand Control **Only for Canopy

LIFT CAPACITIES



Rating over front



Rating over side or 360 degrees

A: Reach from swing centerline to arm top
B: Arm top height above/below ground
C: Lift point
Relief valve setting: 21.6 MPa

SK17SR Cab		Long arm: 1.2 m Bucket: without Rubber shoe: 230 mm Dozer blade: up													
B	A	1.0 m		1.5 m		2.0 m		2.5 m		3.0 m		3.5 m		At Max. Reach	
2.5 m	kg									250	240			240	240
2.0 m	kg									250	240			200	200
1.5 m	kg							330	320	240	240	180	180	180	180
1.0 m	kg					450	440	310	310	230	230	180	180	170	170
0.5 m	kg					420	410	300	290	220	220	180	170	170	170
G. L.	kg			650	620	400	390	290	280	220	220			180	180
-0.5 m	kg	*700	*700	650	620	400	390	280	280	220	210			190	190
-1.0 m	kg	*990	*990	660	630	400	390	280	280					230	220
-1.5 m	kg	*990	*990	670	650	410	400							*300	*300
		Radius													

SK17SR Canopy		Long arm: 1.2 m Bucket: without Rubber shoe: 230 mm Dozer blade: up													
B	A	1.0 m		1.5 m		2.0 m		2.5 m		3.0 m		3.5 m		At Max. Reach	
3.0 m	kg							320	320					300	300
2.5 m	kg							*300	*300	230	230			230	220
2.0 m	kg							*320	320	230	230			190	190
1.5 m	kg					*420	*420	310	310	230	230	170	170	170	170
1.0 m	kg					420	410	290	290	220	220	170	170	160	160
0.5 m	kg					390	390	280	280	210	210	160	160	160	160
G. L.	kg			610	590	380	370	270	270	200	200			160	160
-0.5 m	kg	*700	*700	610	590	370	370	260	260	200	200			180	180
-1.0 m	kg	*990	*990	620	600	370	370	260	260					210	210
-1.5 m	kg	*990	*990	640	610	390	380							290	290
		Radius													

SK17SR Cab		Standard arm: 0.98 m Bucket: without Rubber shoe: 230 mm Dozer blade: up													
B	A	1.0 m		1.5 m		2.0 m		2.5 m		3.0 m		At Max. Reach		Radius	
2.5 m	kg											290	280	2.75 m	
2.0 m	kg									250	240	230	230	3.07 m	
1.5 m	kg							330	320	240	240	210	210	3.26 m	
1.0 m	kg					440	430	310	310	240	230	200	200	3.35 m	
0.5 m	kg					420	410	300	300	230	230	190	190	3.34 m	
G. L.	kg			660	640	410	400	290	290	220	220	200	200	3.23 m	
-0.5 m	kg	*870	*870	670	640	410	400	290	290	230	220	220	220	3.01 m	
-1.0 m	kg	*990	*990	680	650	410	410	300	290			270	270	2.64 m	
-1.5 m	kg			*470	*470	*300	*300					*300	*300	2.01 m	

SK17SR Canopy		Standard arm: 0.98 m Bucket: without Rubber shoe: 230 mm Dozer blade: up													
B	A	1.0 m		1.5 m		2.0 m		2.5 m		3.0 m		At Max. Reach		Radius	
3.0 m	kg											400	390	2.20 m	
2.5 m	kg							320	320			270	270	2.75 m	
2.0 m	kg							320	320	230	230	220	220	3.07 m	
1.5 m	kg			*720	720	450	440	310	310	230	230	200	200	3.26 m	
1.0 m	kg					420	410	290	290	220	220	180	180	3.35 m	
0.5 m	kg					390	390	280	280	210	210	180	180	3.34 m	
G. L.	kg			630	600	380	380	270	270	210	210	190	190	3.23 m	
-0.5 m	kg	*870	*870	630	610	380	380	270	270	210	210	210	210	3.01 m	
-1.0 m	kg	*990	*990	640	620	390	380	280	280			260	260	2.64 m	
-1.5 m	kg			*470	*470	*300	*300					*300	*300	2.01 m	

Note:

- Do not attempt to lift or hold any load that is greater than these lift capacities at their specified lift point radius and heights. Weight of all accessories must be deducted from the above lift capacities.
- Lift capacities are based on machine standing on level, firm, and uniform ground. User must make allowance for job conditions such as soft or uneven ground, out of level conditions, side loads, sudden stopping of loads, hazardous conditions, experience of personnel, etc.
- Arm top pin is defined as lift point.
- The above lift capacities are in compliance with ISO 10567. They do not exceed 87% of hydraulic lift

capacity or 75% of tipping load. Lift capacities marked with an asterisk (*) are limited by hydraulic capacity rather than tipping load.

- Operator should be fully acquainted with the Operator's and Maintenance Instructions before operating this machine. Rules for safe operation of equipment should be adhered to at all times.
- Lift capacities apply to only machine as originally manufactured and normally equipped by KOBELCO CONSTRUCTION MACHINERY CO., LTD.

Note: This catalog may contain attachments and optional equipment that are not available in your area. And it may contain photographs of machines with specifications that differ from those of machines sold in your areas. Please consult your nearest KOBELCO distributor for those items you require. Due to our policy of continuous product improvements all designs and specifications are subject to change without advance notice.

Copyright by **KOBELCO CONSTRUCTION MACHINERY CO., LTD.** No part of this catalog may be reproduced in any manner without notice.

KOBELCO CONSTRUCTION MACHINERY EUROPE B.V.

www.kobelco-europe.com



Enquiries To: